

Scaled data based on original data using
LM-79-08 Approved Method: Electrical and Photometric Measurements of Solid-
State Lighting Products

Test Report Prepared for
Cooper Lighting Solutions
(formerly Eaton)

Brand: McGRAW-EDISON

Report Number: P944800

Luminaire Tested: **GALN-SB9D-935-U-5WQ**

Issue Date: 1/21/2025

Test Information

Test Method: LM-79-08
Report Number: P944800
TEST IS SCALED FROM IESNA LM-79-08 TEST DATA (G2-2405-108-1)
Test Lab: INNOVATION CENTER
Issue Date: 1/21/2025
Manufacturer: COOPER LIGHTING SOLUTIONS (FORMERLY EATON)
Product Line: McGRAW-EDISON
Catalog Number: GALN-SB9D-935-U-5WQ
Description: GALLEON AREA AND ROADWAY HIGH DENSITY LED LUMINAIRE
(9) 90 CRI, 3500K, 900mA LIGHTSQUARES WITH 26 LEDS EACH AND TYPE V WIDE OPTICS
Light Source: -
Ballast/Driver: -

Summary

Lumens per Lamp: N/A
Luminaire Lumens: 65220 lumens
Efficiency: N/A
Efficacy: 99.1 lumens/watt
Luminous Opening: Rectangular (W 1.5' x L: 1.5' x H: 0')
IES Classification: Type V - Short
BUG Rating: B5 - U0 - G5

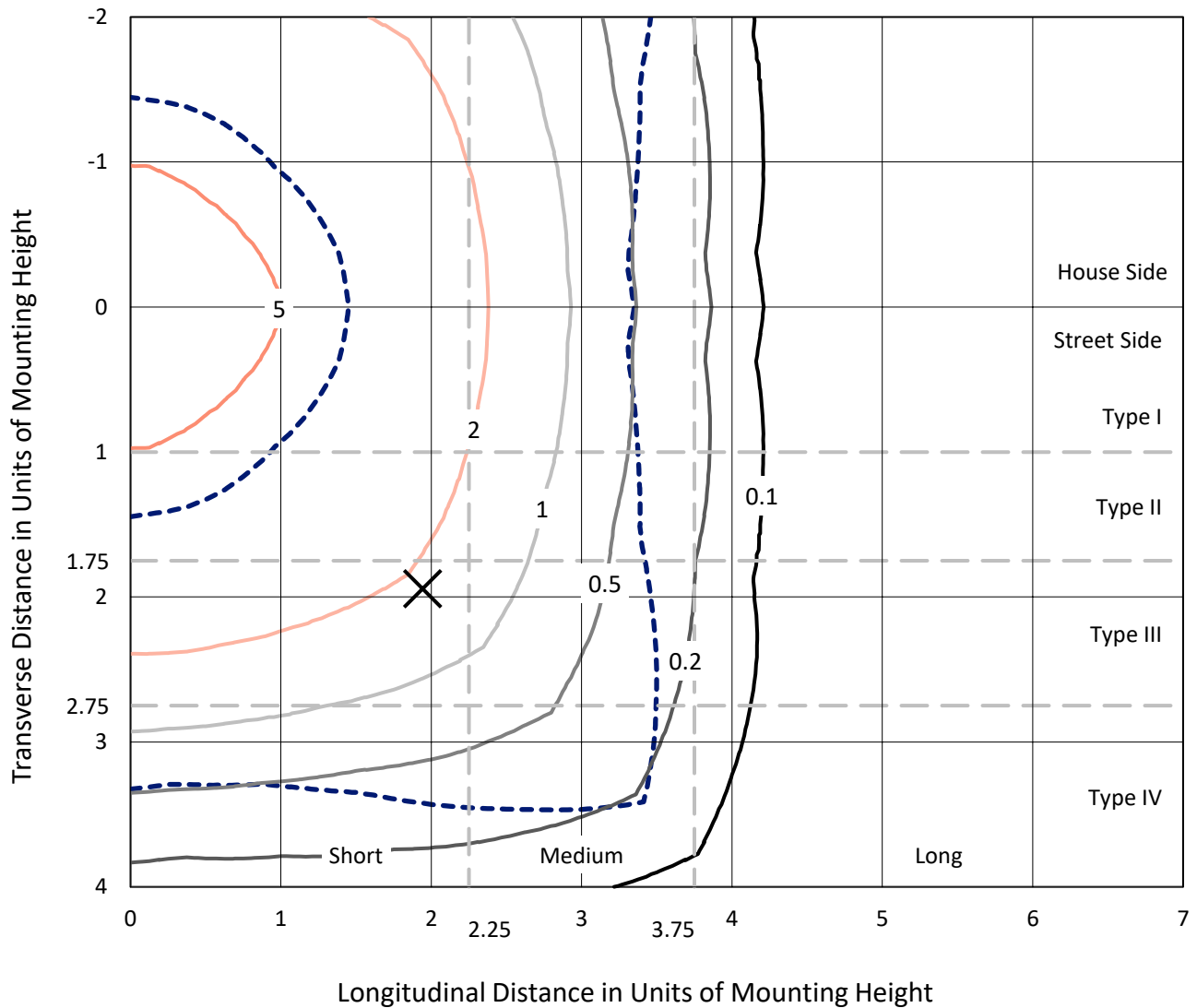
Input Watts (W): 658
Input Voltage (V): NR
Input Current (Ain): NR
Voltage Rise (V): NR
Power Factor: NR
Total Harmonic Distortion (THDi): NR
Frequency (hertz): 60
Stabilization Time: NR
Operation Time: NR
Ambient Temperature (°C): NR
Test Distance: 24 FT



REPORT NUMBER: P944800
 CATALOG NUMBER: GALN-SB9D-935-U-5WQ

Iso-Footcandle Lines of Horizontal Illumination

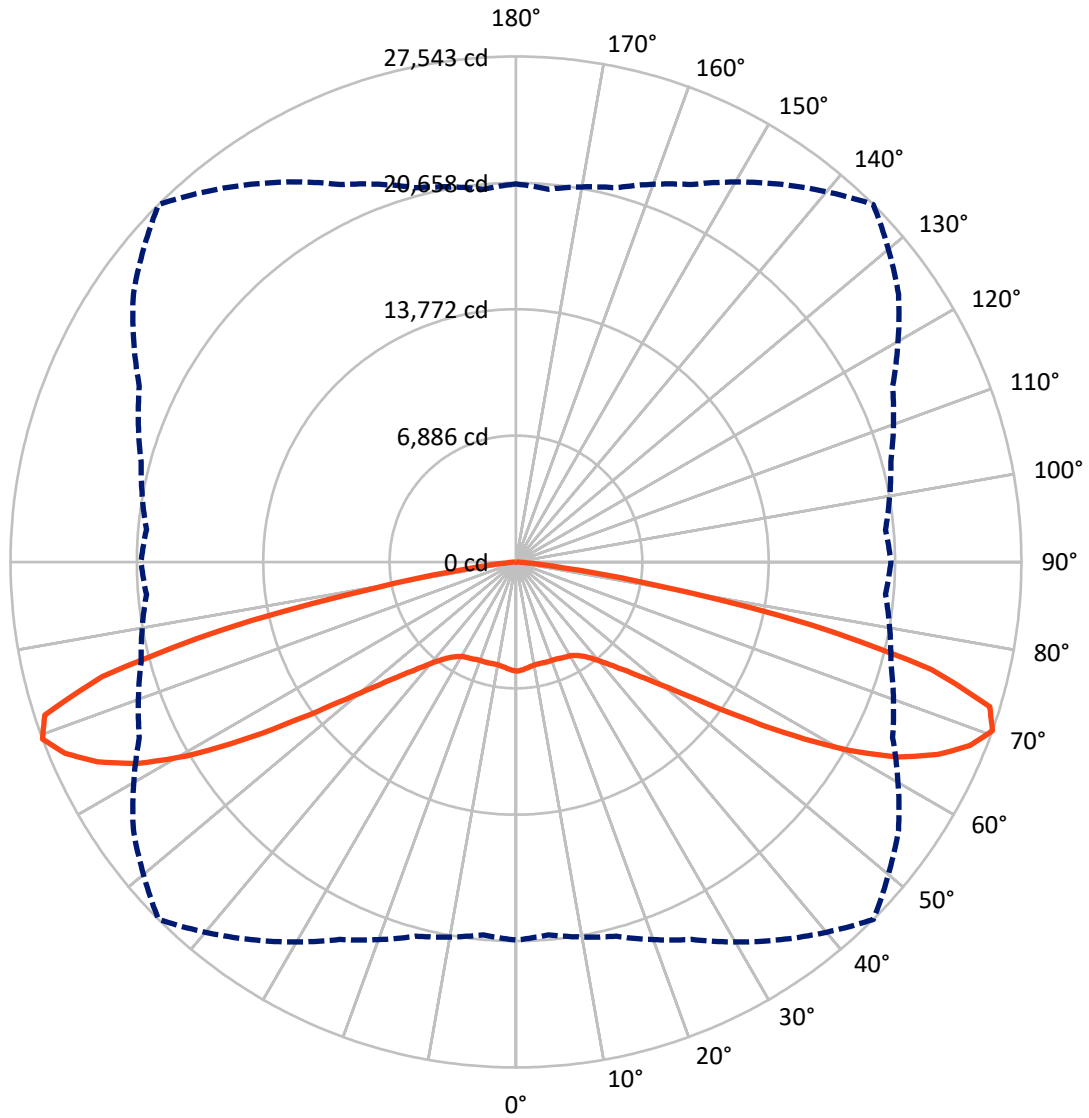
✕ Max cd
 - - - 1/2 Max cd



Based on 25 foot mounting height. Maximum calculated value = 9.5 fc
 Type V - Short - N/A

REPORT NUMBER: P944800
CATALOG NUMBER: GALN-SB9D-935-U-5WQ

Luminous Intensity Polar Plot



— Vertical Plane Through 45-Deg Lateral - - - Horizontal Cone Through 70-Deg Vertical

REPORT NUMBER: P944800

CATALOG NUMBER: GALN-SB9D-935-U-5WQ

FLUX DISTRIBUTION:

		Downward	Upward	Total
House Side	Lumens	32610.0	0.0	32610.0
	% Fixture	50.0	0.0	50.0
Street Side	Lumens	32610.0	0.0	32610.0
	% Fixture	50.0	0.0	50.0
Total	Lumens	65220.0	0.0	65220.0
	% Fixture	100.0	0.0	100.0

ZONAL LUMENS:

Zone	Lumens	% Fixture
0°-10°	553.4	0.8
10°-20°	1625.0	2.5
20°-30°	2704.3	4.1
30°-40°	4089.7	6.3
40°-50°	6796.0	10.4
50°-60°	12823.9	19.7
60°-70°	21653.6	33.2
70°-80°	14228.7	21.8
80°-90°	745.4	1.1
90°-100°	0.0	0.0
100°-110°	0.0	0.0
110°-120°	0.0	0.0
120°-130°	0.0	0.0
130°-140°	0.0	0.0
140°-150°	0.0	0.0
150°-160°	0.0	0.0
160°-170°	0.0	0.0
170°-180°	0.0	0.0
0°-90°	65220.0	100.0
0°-180°	65220.0	100.0

Coefficient of Utilization



REPORT NUMBER: P944800

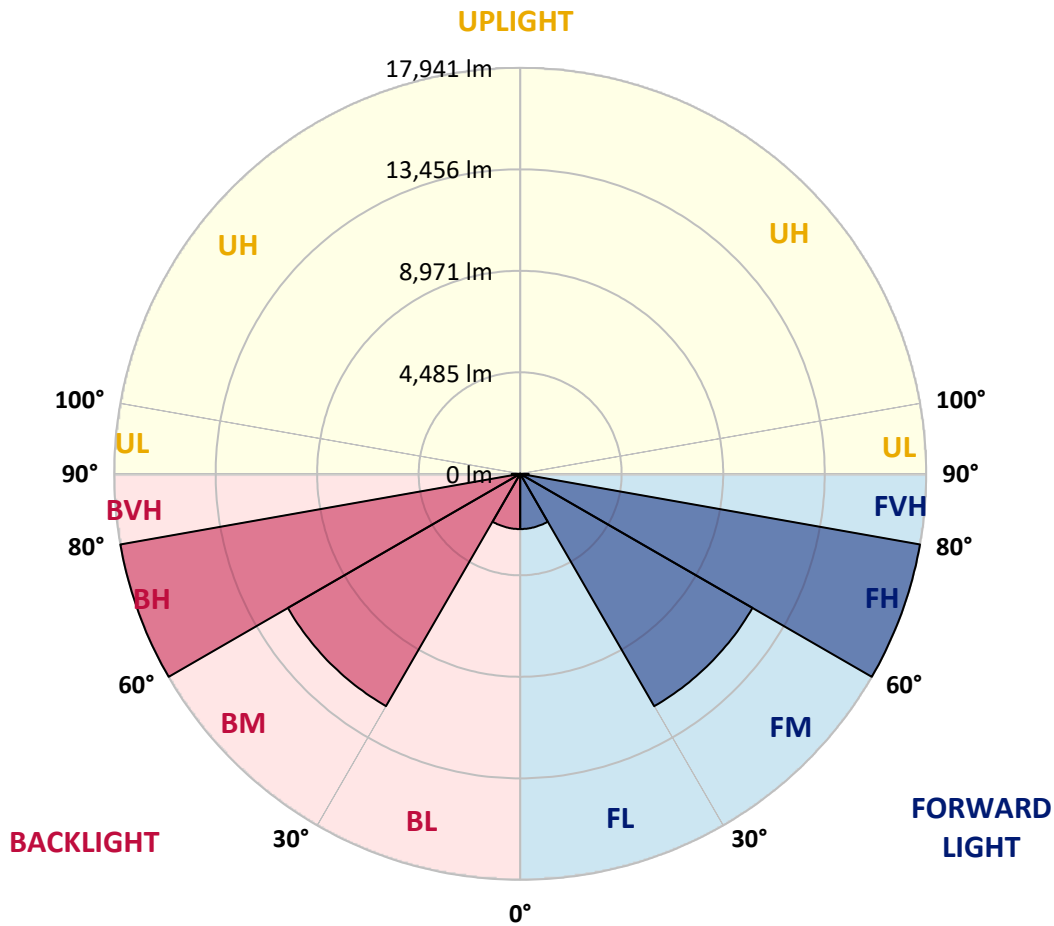
CATALOG NUMBER: GALN-SB9D-935-U-5WQ

LUMINAIRE CLASSIFICATION SYSTEM LUMEN TABLE AND BUG RATING:

Zone	Lumens	% Fixture	Zone Rating/Lumen Limit		
			B	U	G
FL (0°-30°)	2441.3	3.7			
FM (30°-60°)	11854.8	18.2			
FH (60°-80°)	17941.1	27.5			G5
FVH (80°-90°)	372.7	0.6			G3/500
BL (0°-30°)	2441.3	3.7	B3/2500		
BM (30°-60°)	11854.8	18.2	B5		
BH (60°-80°)	17941.1	27.5	B5		G5
BVH (80°-90°)	372.7	0.6			G3/500
UL (90°-100°)	0.0	0.0		U0/0	
UH (100°-180°)	0.0	0.0		U0/0	

BUG Rating: B5-U0-G5

Type V Short



REPORT NUMBER: P944800

CATALOG NUMBER: GALN-SB9D-935-U-5WQ

CANDELA DISTRIBUTION (FULL):

	0°	5°	15°	25°	35°	45°	55°	65°	75°	85°
0°	5949.4	5949.4	5949.4	5949.4	5949.4	5949.4	5949.4	5949.4	5949.4	5949.4
2.5°	5912.1	5929.0	5922.3	5908.7	5908.7	5898.5	5908.7	5915.5	5925.6	5932.4
5°	5834.1	5847.7	5844.3	5834.1	5837.5	5827.3	5834.1	5844.3	5851.1	5854.5
7.5°	5766.3	5779.9	5773.1	5756.1	5756.1	5746.0	5749.4	5759.5	5769.7	5773.1
10°	5749.4	5762.9	5742.6	5715.5	5705.3	5691.7	5695.1	5705.3	5725.6	5735.8
12.5°	5756.1	5766.3	5746.0	5705.3	5695.1	5681.6	5681.6	5691.7	5718.9	5732.4
15°	5776.5	5786.7	5756.1	5712.1	5701.9	5691.7	5688.4	5701.9	5732.4	5756.1
17.5°	5813.8	5823.9	5776.5	5715.5	5701.9	5705.3	5701.9	5712.1	5759.5	5803.6
20°	5847.7	5854.5	5790.0	5715.5	5701.9	5705.3	5701.9	5722.2	5783.3	5844.3
22.5°	5857.8	5864.6	5803.6	5739.2	5729.0	5732.4	5729.0	5749.4	5807.0	5868.0
25°	5861.2	5871.4	5823.9	5773.1	5790.0	5796.8	5790.0	5793.4	5837.5	5891.7
27.5°	5912.1	5925.6	5881.6	5837.5	5847.7	5844.3	5854.5	5864.6	5898.5	5952.8
30°	6017.2	6027.3	5990.1	5946.0	5939.2	5915.5	5946.0	5979.9	6017.2	6064.6
32.5°	6190.1	6210.4	6162.9	6115.5	6085.0	6071.4	6095.1	6152.8	6203.6	6254.5
35°	6478.2	6491.8	6447.7	6359.6	6305.3	6305.3	6325.7	6400.2	6481.6	6546.0
37.5°	6885.0	6902.0	6824.0	6718.9	6637.5	6637.5	6664.7	6742.6	6864.7	6956.2
40°	7379.9	7403.7	7305.4	7196.9	7118.9	7105.4	7139.3	7227.4	7342.7	7457.9
42.5°	7976.6	8003.7	7874.9	7780.0	7718.9	7718.9	7735.9	7817.2	7922.3	8064.7
45°	8739.3	8786.8	8610.5	8515.6	8457.9	8471.5	8481.7	8552.9	8647.8	8810.5
47.5°	9647.8	9695.3	9508.8	9410.5	9400.4	9464.8	9424.1	9474.9	9525.8	9712.2
50°	10678.4	10759.7	10630.9	10624.1	10644.5	10763.1	10668.2	10695.3	10637.7	10756.3
52.5°	11939.4	12058.1	12034.4	12075.0	12302.2	12546.2	12329.3	12234.4	12017.4	12054.7
55°	13468.3	13648.0	13681.9	13925.9	14441.2	14939.5	14478.5	14095.4	13634.4	13549.7
57.5°	15207.4	15349.7	15512.4	16010.8	16973.5	17858.3	16973.5	16126.0	15400.6	15227.7
60°	17078.6	17254.9	17410.8	18146.4	19577.0	20821.1	19549.9	18204.1	17244.7	17010.8
62.5°	19088.9	19316.0	19424.5	20241.4	21909.3	23394.1	21933.0	20302.5	19238.0	18987.2
65°	21017.7	21204.2	21326.2	22197.4	23790.7	25278.9	23899.2	22292.4	21197.4	20868.6
67.5°	21916.1	22017.8	22316.1	23302.6	24984.0	26682.4	25268.8	23407.7	22183.9	21607.6
70°	20600.8	20394.0	21112.7	22692.4	25126.4	27543.4	25451.8	22644.9	21146.6	20210.9
72.5°	15919.2	15563.3	16810.8	19512.6	23499.2	26994.2	23661.9	19665.1	17587.1	15688.7
75°	8661.3	8257.9	9980.0	13397.1	18739.7	23397.5	19170.2	13780.2	11112.3	8596.9
77.5°	2444.2	2291.6	3681.5	6481.6	11271.6	16427.7	11705.5	6624.0	4366.3	2589.9
80°	749.2	725.5	983.1	1952.6	4786.6	7868.1	4600.2	1976.3	1250.9	789.9
82.5°	444.1	406.8	488.2	711.9	1220.4	2471.3	1186.5	742.4	596.6	400.0
85°	254.2	237.3	288.1	345.8	410.2	525.4	342.4	352.6	318.7	213.6
87.5°	105.1	94.9	111.9	108.5	94.9	122.0	91.5	108.5	128.8	84.7
90°	0.0	0.0	0.0	0.0	0.0	0.0	0.0	0.0	0.0	0.0

(END C

90°
5949.4
5929.0
5854.5
5773.1
5735.8
5735.8
5759.5
5803.6
5847.7
5868.0
5888.4
5939.2
6054.5
6234.1
6522.3
6922.3
7420.6
8054.5
8803.7
9658.0
10685.1
11929.3
13417.5
15105.7
16807.4
18783.8
20705.9
21614.4
20434.7
16159.9
9156.3
2878.1
833.9
433.9
223.7
78.0
0.0

OF REPORT)